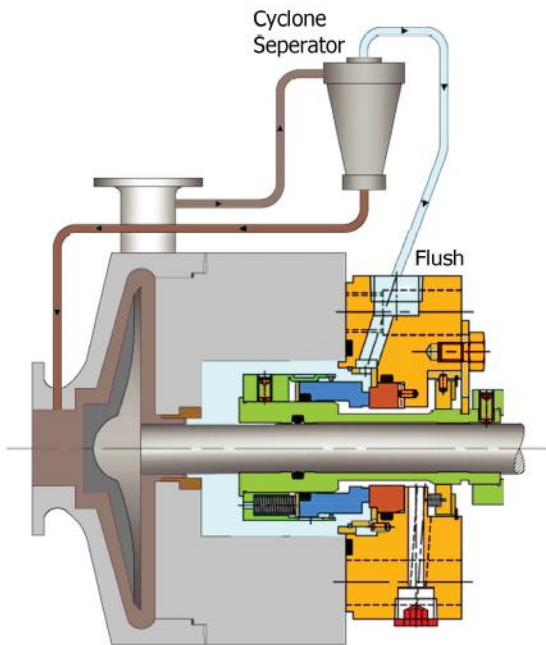
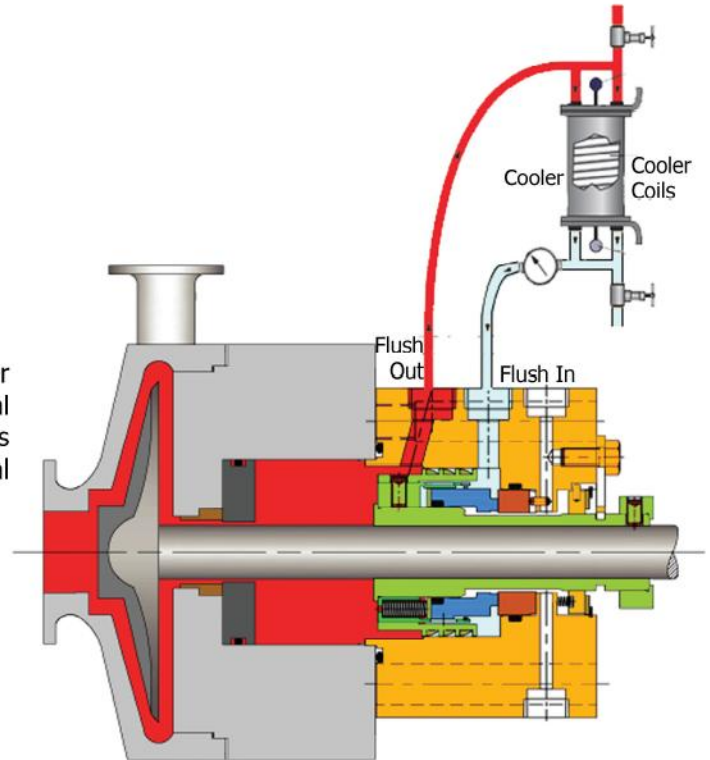




SINGLE SEAL PIPING PLANS

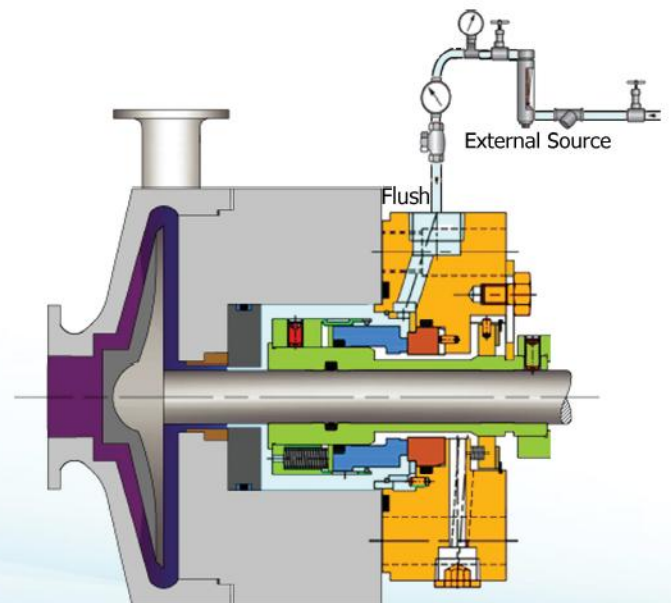
PLAN 23

Recirculation from a circulation device in the seal chamber through a cooler and back into the seal chamber. The seal is equipped with an internal circulating device that circulates seal chamber fluid through a cooler and back to the seal chamber.



PLAN 31

Recirculation from a high-pressure region of the pump (typically the pump discharge piping) through a cyclone separator delivering the clean fluid to the seal chamber. The solids are delivered to the pump suction line. This is used for water service to remove sand or pipe slag.



PLAN 32

Flushing product is brought from an external source to the seal. The external flush should be continuous and reliable even during nonstandard situations. Used in services containing solids or contaminants, in which a suitable cleaner or cooler external flush will improve the seal environment.